

Manage your child's health care from your computer or mobile device



Message your child's health care team



See lab and test results



Request prescription refills



Request appointments



Review allergies, medications and immunizations*

9.20-GGS140b

Sign up today!

1 Sign up online



Visit <https://ucsfhealth.org/mychart> and click "sign up without an activation code"



Download the MyChart app

2 Answer identity verification questions

3 Request proxy access

Request access to your child's account under Profile > Account Settings > MyChart Proxy Center

*Proxy access provides limited access for parents of teenagers (children ages 12-17). Teens may request their own MyChart access for full access to their account. Learn more about proxy access in the FAQ section on the MyChart web page.

POWERED BY UCSF HEALTH

MyChart
Anytime. Anyplace.

With Experian third party verification **patients 18 and older can now create MyChart accounts without an activation code** by verifying their identity through Experian.

Direct Self Sign-Up

1. From the MyChart Login page: <https://www.ucsfhealth.org/mychart> , click **Sign Up Without an Activation Code**.

MyChart Login
An easy, secure way to manage your health care needs

Username
e.g., janedoe12

CREATE AN ACCOUNT
I have an activation code →
Sign up without an activation code →

Password
Your password

Log in to MyChart

Forgot username? → Forgot password? →

2. Fill out Name, Address, Date of Birth, Email and click **Submit**.

Name

* First name Middle name * Last name

Address

* Address information is required.

* Country
United States of America

* Street Address

* City * State * ZIP

County

Other Information

* Date of birth

* Email address * Verify email address

3. Correctly answer the set of 4 to 5 identity verification questions provided by Experian.

PRECISE ID powered by Experian

According to our records, you graduated from which of the following High Schools?

- COLTON HIGH SCHOOL
- MIAMI SUNSET HIGH SCHOOL
- GLADEWATER HIGH SCHOOL
- IDYLLWILD ARTS ACADEMY
- NONE OF THE ABOVE/DOES NOT APPLY

NEXT

4. Create a MyChart Username, Password, and select a Security Question; then click **Next**.

Hello
Please choose a Username & Password

Step 2 of 3

All fields are required.

Please choose your UCSF MyChart Username and password.

UCSF MyChart Username
Create a UCSF MyChart Username. It cannot be changed, so think of one that is secure and easy to remember.

Username may consist of a-z, 0-9, and . _ or @

Password
Create a password. Your password must be different than your UCSF MyChart Username. For increased security, your new password must be between 8 and 15 characters and contain at least one capital letter, one number and one symbol.

Eight characters or more; case sensitive

Retype Password

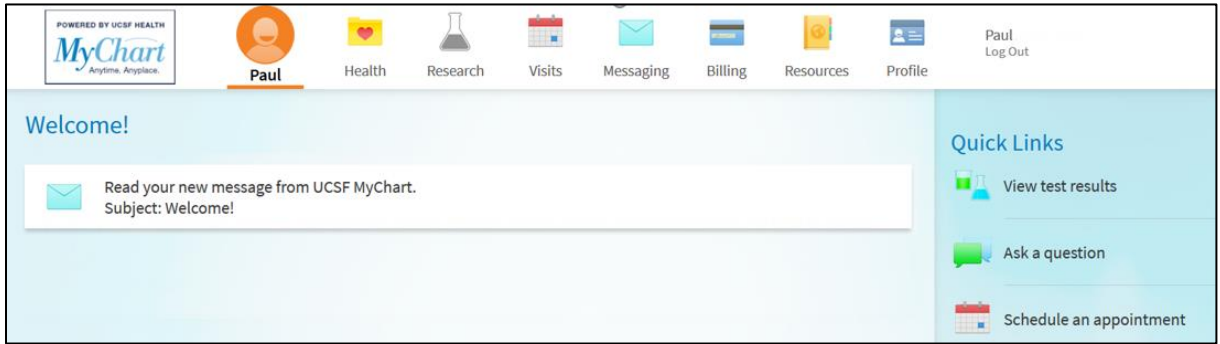
Security Question
UCSF MyChart may use your selected security question and ask you for your secret answer to verify your identity. Make sure your answer is meaningful, but not easy for others to guess.

--Choose a security question--

Secret Answer
Cannot include your password

NEXT

5. The user is now automatically logged into their new MyChart Account.



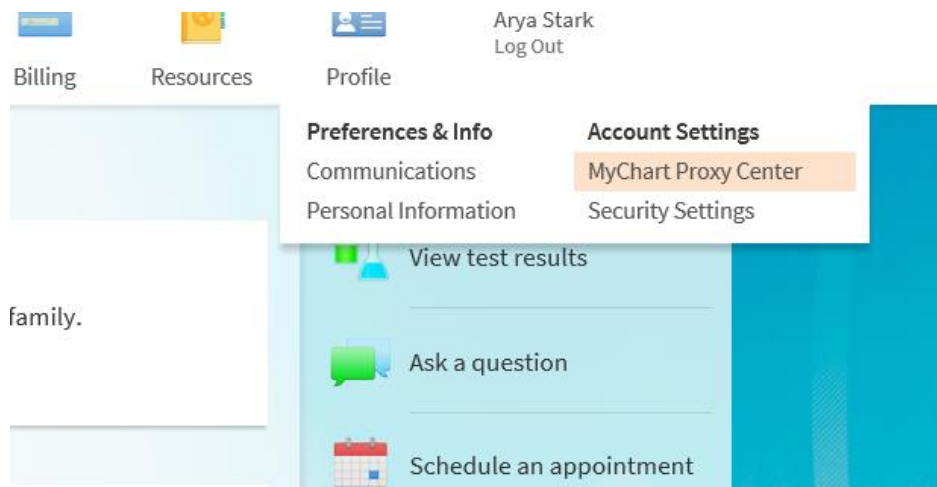
How to Request Pediatric Proxy Access Via MyChart

Request Proxy Access to Your Child or Teen

1. From your MyChart home screen, select 'Profile' at the top right.



2. Under 'Account Settings' select 'MyChart Proxy Center'.



3. Select the appropriate relationship type based on the age of the minor you are requesting proxy access to and submit the corresponding form. You will receive a MyChart message with instructions on how to access your child's account through MyChart in 2-3 business days. Please note that if you submit the incorrect form you will be denied access and will be directed to submit the correct form for the minor you are requesting access to.

MyChart Proxy Center

Request Proxy Access

Request proxy access to a child or adolescent patient's MyChart account below. If you haven't heard from us in 2-3 business days contact UCSF MyChart Customer Service at 415-514-6000. We are available 24 hours a day, 7 days a week.

Parent/Legal Guardian Proxy – CHILD (0-11 years)

Parents and legal guardians are provided with full access to their child's MyChart account. Your access will transition to a limited adolescent proxy access on your child's 12th birthday.

[REQUEST NOW](#)

Parent/Legal Guardian Proxy – ADOLESCENT (12-17 years)

If your child is an adolescent between the ages of 12-17, the health information you'll be able to view will be limited (see the [MyChart FAQ](#) for more information). On your child's 18th birthday, you will be removed from their account and will not see any of their health care information. At that time, your child can choose to give you full proxy access (see Invite Family Member/Friend below) or you can request access as legal guardian of an adult with disabilities by contacting your child's clinic.

[REQUEST NOW](#)


How to Access Your Child's MyChart Account

Access Your Child's MyChart Account

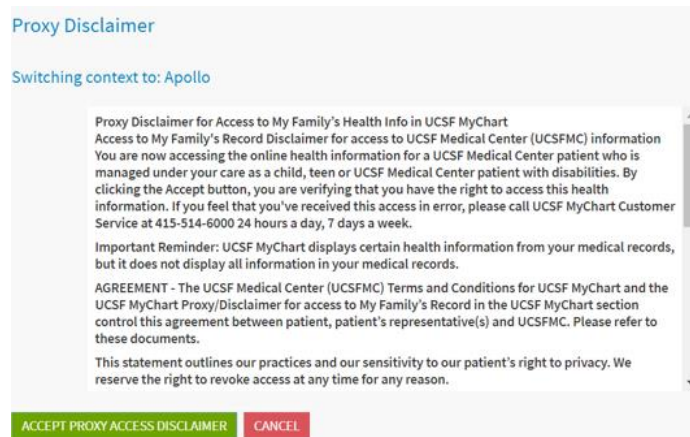
1. From your MyChart home screen you should see an icon for yourself (in this case Arya) as well as additional icons for the people you have proxy access to.



2. Select the person whose account you are trying to access.



3. Thoroughly read the disclaimer and accept the terms and conditions to continue to child's chart.



4. You are now in your child's MyChart account. Your access will vary depending on the child's age. For information on what is available, reference the [MyChart FAQs](#).

